



# PRODUCT SELECTIONS 2024

[Elevationhomes.co.nz](https://elevationhomes.co.nz)

# ABOUT US

Welcome to Elevation Homes. We're all about working with you to create a home that fits your lifestyle, your family and your needs. We're not a faceless business, we're a tight-knit family-owned business, and we bring those family values of honesty, integrity and accountability into the way we work. We go well beyond bricks and mortar - we care about every project, and every client is incredibly important to us.

We work to a very precise schedule, we make sure the entire project stays on budget, and we communicate with clients so that the process is as simple as possible.

Trust is our foundation, and we want you to feel in safe hands from the initial concept to the final walkthrough.





# ELEVATION HOMES



# Which cladding works for you?

## BRICK

### Positives:

Durable, fire-resistant, low maintenance, and cost-effective.

### Negatives:

Often limited to traditional looks, but now available in a variety of colors and Finishes.



## PLASTER

### Positives:

Lightweight, aesthetically pleasing, and offers a natural look.

### Negatives:

Requires regular maintenance, can warp and move, and has limited color options.







# LINEA WEATHERBOARD

## Positives:

Durable, low maintenance: Unlike wood, Linea Weatherboard requires minimal maintenance. Aesthetic appeal offering a clean, contemporary look that can mimic the appearance of traditional wood without the associated drawbacks. It also offers sustainability and Fire Resistance.

## Negatives:

While durable, the cost of Linea Weatherboard can be slightly higher compared to other cladding options.



# STRIA

## Positives:

Has the same properties as linea weatherboard. Wider aesthetic for a modern look.

## Negatives:

Slightly higher price point than linea weatherboard.



# NATURAL TIMBER

## Positives:

Lightweight, aesthetically pleasing, and offers a natural look.

## Negatives:

Requires regular maintenance, can warp and move, and has limited color options.

# EXTERIOR DOORS

How do you want to  
greet the world?

ELEVATION HOMES INTERIOR

Your home needs to be your happy place - it needs to reflect you and your family. It needs to be welcoming, inspiring and reflective of who you are. Our brochure showcases standard selections and exciting upgrades, offering a glimpse into the possibilities available to you.

The choices you make in flooring, cabinetry, and fixtures contribute to the ambience and comfort of your living space. Our brochure provides inspiration, but we don't stop there. We're committed to flexibility and we love bringing unique visions to life, so if you haven't seen what you're looking for, talk to us and we can explore together.

# PREMIUM ALUMINIUM

## Entrance Door Solutions

Powered by




# EXTERIOR DOORS PROFILES

OUR THREE STANDARD PROFILES ARE




V groove



Flush door



Glass pane



Above profiles are additional - Lowest to highest cost

NB: Bright coloured doors are an option, but come at an additional cost



# ENTRY DOOR HARDWARE

OUR STANDARD ENTRY HANDLE SELECTIONS

## PULL HANDLE COMBO

OTHER COLOURS AVAILABLE

*Digital locks are becoming a very common selection for our clients!*

*They're secure, convenient and a smart addition to modern living!*



## SYLVAN SMART ENTRY

SILVER OR BLACK



4-9 Digit PIN Codes



RFID Cards



Bluetooth Control



Mechanical Key



Wi-Fi

# INTERIORS

ELEVATION HOMES INTERIOR

Welcome to a world of  
*Tailored Perfection!*

Your home is your personal sanctuary, and interior selections play a key role in crafting a space that resonates with your unique style.

Our brochure showcases standard selections and exciting upgrades, offering a glimpse into the possibilities.

Why settle for anything less than exactly what you want? Your home should be an expression of your individuality. The choices you make in flooring, cabinetry, and fixtures contribute to the ambiance and comfort of your living space. Our brochure provides inspiration, but we don't stop there. We're committed to flexibility, eager to bring your unique vision to life, even if it extends beyond these pages.

At Elevation Homes, we're dedicated to turning your vision into tangible, customised spaces.








# INTERIOR DOORS


## Avon: Standard Profile

Standard height 1.98m  
Upgrade height 2.2m


If Avon isn't your thing, feel free to choose one of the below, or browse the Superior doors website for more selections.



Headland



Devon



Horizon



**Windsor**  
ARCHITECTURAL HARDWARE

# THE *FINER DETAILS* FINISH A *HOME*

We partner with Windsor Architectural Hardware, who are famous for their Kiwi innovation and artisan craftsmanship.

# CHOOSE YOUR LEVER, CHOOSE YOUR COLOUR!

Pricing is the same for any of these styles,  
in either colour



APEX



CORBEL



HELIX



SOLAR





# THINKING ABOUT AN UPGRADE?



Antique Bronze



Brushed Bronze



Brushed Nickel



Dark Roman Brass



Matt Antique Bronze



Matt Satin Brass



Natural Bronze



Oil Rubbed Bronze



Polished Brass



Powder Coat



Roman Brass



Rumbled Brass

A collage of various flooring samples including wood, stone, and carpet. The samples are arranged in a layered, artistic fashion. A large piece of light-colored wood with a prominent grain is at the top left. Below it is a piece of dark wood. To the right is a piece of light-colored stone or tile with a grid pattern. In the bottom left is a circular piece of light-colored stone. In the bottom right is a pile of small, round, light-colored stones or beads. Several pieces of light-colored carpet are also visible on the right side.

# FLOORING SELECTIONS

At Elevation,  
*mediocrity*  
doesn't stand a  
chance!

We've specifically handpicked premium, heavyweight carpeting and robust LVT hard flooring, but we also offer upgrades such as wooden floors, woolen carpets and polished concrete floors.

However, feel free to elevate your experience even further with our range of upgrades. Fancy woolen carpets? We've got those too. Prefer the timeless allure of real timber floors? Consider it done.

Polished concrete? That's become a very popular option too.

Remember, at Elevation Homes, the possibilities are endless. The world is your playground ? so go ahead, make it shine!

# FLOORING

## OUR STANDARD FLOORING SELECTIONS


### LVT - EXPONA DOMESTIC

luxury vinyl tiles (and planks) and hybrid flooring are tough, waterproof products that are suitable to every area of your home. They replicate timber, tile and stone looks.



### EAST STREET 34oz

Known for its durability, Solution Dyed Nylon carpet is UV fade and stain resistant, making it the perfect option for young families and investment properties.



### POLISHED CONCRETE

Polished concrete is a modern choice to create a feature of your living space.



### GARAGE CARPET

Garage carpet is not included as our standard but can easily be added at a nominal cost. Let us know what your garage will be used for and if you'd like to add it.






# TILE SELECTIONS



Your contract allows for an extensive selection of tiles. Any tiles from the silver range at Tile Warehouse are included, or if you fall in love with a specific tile, we can source that on your behalf.





There's an extensive selection of tiles to choose from within the allowance in your contract!

Any tiles from the silver range at Tile Warehouse are included.

If you want to get extra creative or if you fall in love with a specific tile, we will price it for you and can process a small variation for the cost difference!



# TILING AREAS

You'll get the chance to choose your tile selections with our interior designer!

## YOU'LL BE CHOOSING:

- Any tiled floor areas
- Tiles on the wall behind your bath 900mm high x width of wall (if applicable)
- Splashback tiles - Full width of the back wall





# SHOWER DRAIN STYLES

If you've chosen a tiled shower, you have the choice of a standard square shower drain, or a channel drain.

Channels come in the below profiles or choose a tile insert to make it discrete.



# YOUR KITCHEN

## ELEVATION HOMES KITCHEN DESIGN PROCESS



At Elevation Homes, we partner with Kitchen Creators in Kāpiti to make sure your kitchen reflects your style and needs. From drawer placement to materials and the overall design, you'll have the freedom to customise every aspect.

# STANDARD INCLUSIONS



**SMEG**

60cm Induction cooktop



**SMEG**

90cm Induction Cooktop



**SMEG**

Classic 60cm Oven



**APPLICO**

3/4 HP waste disposer



**SMEG**

60cm Dishwasher

# FEELING LIKE AN UPGRADE?



**ASKO 60cm Combi Wall Oven**

Added steam feature



**Smeg Classic 90x60cm Oven**

With pyrolitic cleaning



**Smeg 90cm Induction Cooktop**

With 1 Multizone



**ASKO 90cm 4 Zone Dual Fuel Cooktop**

Gas and Induction



**Dishwasher Smeg 60cm Integrated**

Matched to your kitchen



**ASKO 60cm 4 Burner Gas Cooktop**

4 Elements





&

robertson®  
BATHWARE  
— SINCE 1987 —



# STANDARD BATHROOM SELECTIONS

## MAIN BATHROOM

VERONA WALL VANITY 900 X1 DRAWER  
86805.11



AVAILABLE IN VIITEOUS CHINA TOP



AVAILABLE IN POLY MARBLE TOP



### CABINET FINISHES AVAILABLE

- DEZIGNA WHITE GLOSS
- FIORDLAND ELM WILDERNESS
- FRENCH OAK VELVET
- BLACK TIMBERLAND
- SMOKEY OAK
- ASHEN WALNUT TIMBERLAND
- SEASONED OAK

BIANCA CC BTW TOILET SUITE  
14790.10



OTTO ACRYLIC BACK TO WALL BATH  
1700X750X600  
52566.10



SAVON BATH SPOUT - CHROME  
43157.02

☐ Mains Pressure



CURA SHOWER MIXER - CHROME  
44470.02

☐ Mains Pressure



BATH CLICKER WASTE TOP FIX  
40MM - CHROME  
79225.02



EVOLVE SHOWER SQUARE 1200X900 2  
SIDED - CHROME MOULDED WALL LEFT  
12003.02



CURA 3FCT SLIDE SHOWER 600MM -  
CHROME  
44422.02

☐ Mains Pressure



CURA SHOWER MIXER - CHROME  
44470.02

☐ Mains Pressure



# BATHROOM UPGRADES

## VANITIES

VERONA WALL VANITY 1200 XI DRAWER  
86809.73



PETTINE 1500 DOUBLE BOWL WALL  
VANITY EVOSTONE  
C-PET150WD.31



NOVARA 1200 DOUBLE BOWL WALL  
VANITY X2 DRAWER  
84350.



## Toilet & Bath

UNO CC BTW TOILET SUITE  
14760.10



MARZO ACRYLIC FREESTANDING BATH  
1780X780X600  
52563.10



## Shower Heads

SPLASH LUX COLUMN SHOWER  
BOTTOM INLET 3 FCT - CHROME  
40371.02



SPLASH PLUS ROUND SLIDE  
SHOWER 900MM 3FCT





# CUSTOMISED WARDROBES

A photograph of a modern, minimalist white wardrobe. The wardrobe features open shelving on the left side, a central section with drawers, and a tall, narrow shelving unit on the right. The design is clean and functional, with a light-colored carpet on the floor.

We believe your wardrobe fit out isn't just another piece of furniture, it's a vital part of the way your home works. Because of that we'll customise the wardrobes in every home we build to suit you.

## Here's how it works:

When you sign your contract, we integrate wardrobe customisation into the design process. Together, we create a wardrobe fitout that perfectly complements your home's aesthetic and functionality. If the initial design included in your contract doesn't quite capture your vision, you have the opportunity to collaborate with us to make changes.



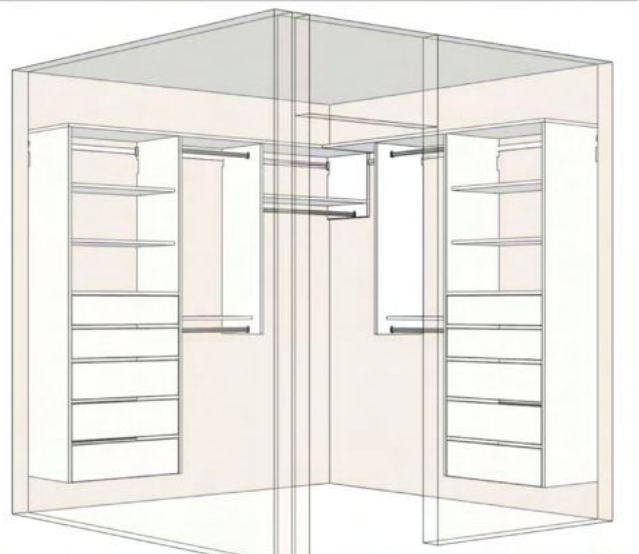
Cheapest



Still quite cheap



Adding drawers adds cost, but it also means no extra bedroom furniture!



How many drawers do you want?

- Long hanging
- Short hanging

You can choose soft-closing at additional cost too or other finishes!

# LAUNDRY



Choose between our standard laundry tub or splash out with a customised laundry fit out with a built-in sink





# GARAGE DOOR

## STANDARD SELECTIONS

To have your garage door insulated  
will cost about **\$900 extra**

### MILANO



### FUTURA




### VALERO



# DECKING OPTIONS


## PINE

Pine is a cost effective decking material that can be stained to match most timber colours!



## KWILA

A tropical hardwood timber with an attractive reddish-dark brown colour. Kwila is hard wearing, stable and durable. Initially more expensive but extremely long lasting. Stain it, or leave it to silver over time.



## GARAPA

A dense and naturally durable Brazilian timber with a warm orange tone. It's a middle price point between Kwila and Pine





# WE HOPE TO BUILD WITH YOU

As you explore the thoughtful inclusions and exciting options in this guide, imagine the endless possibilities for your future home. At Elevation Homes, we're not just about designing and building houses; we're about crafting homes that truly reflect who you are.

Our commitment to quality, transparency, and personal service means that every detail is handled with care and precision. We're here to make your home-building journey enjoyable and stress-free. From the first spark of an idea to the final walk-through, we'll be with you every step of the way.

Let's turn your vision into a reality and create a space where memories are made. We can't wait to start this exciting journey with you!





[Elevationhomes.co.nz](http://Elevationhomes.co.nz)

